



Taylor Made  
SYSTEMS™



## Hardware

ENGINEERED FOR QUALITY & PERFORMANCE

A Member of  
THE TAYLOR MADE  
GROUP™

[www.taylormarine.com](http://www.taylormarine.com)  
...your window to pleasurable boating!

# Contents

---

*Windshield Parts*

*Vinyls*

*Screw Cover Gaskets*

*Vent Assembly Parts*

*Sliding Side Window Parts*

*Hatch Parts*

*Latches*

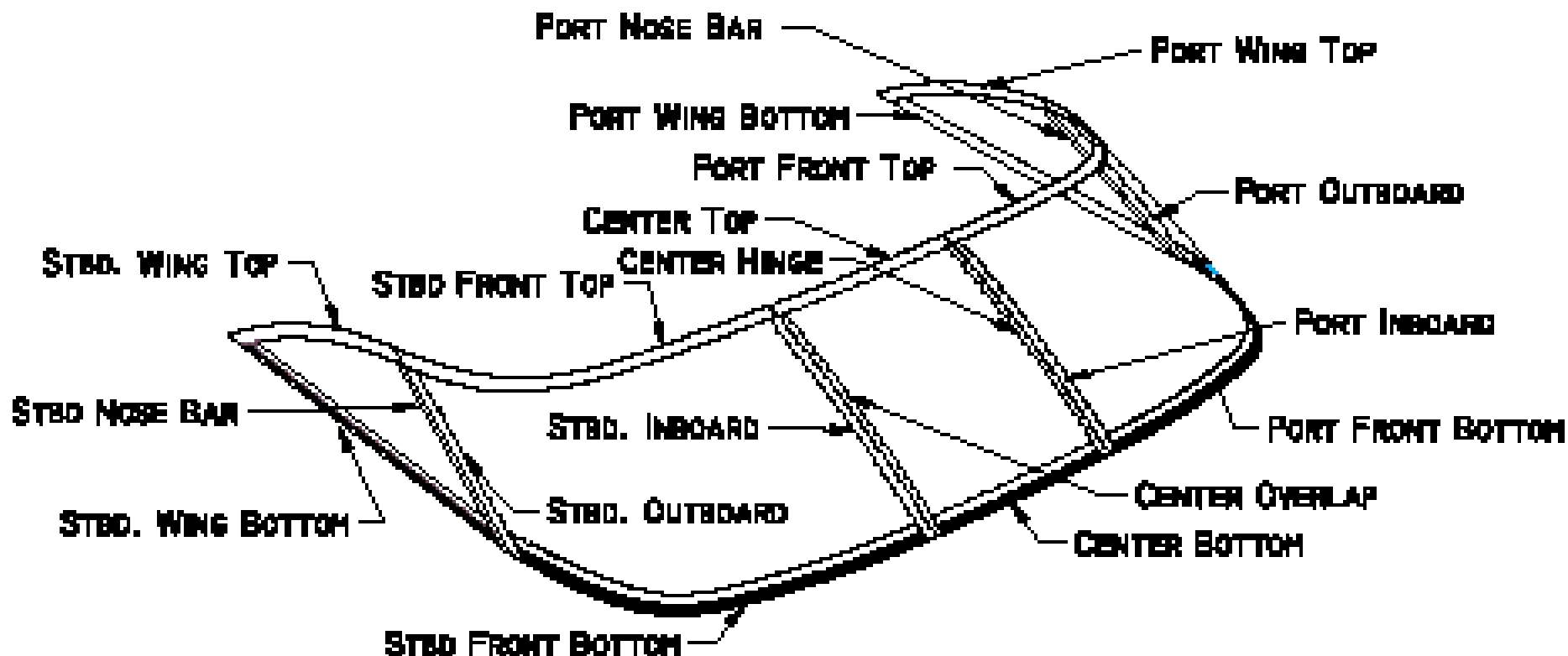
*Cockpit Window Parts*

*Support Bar Assembly Parts*

*Locks*

TAYLOR MADE SYSTEMS NEW YORK  
 GLOVERSVILLE, NY 12078

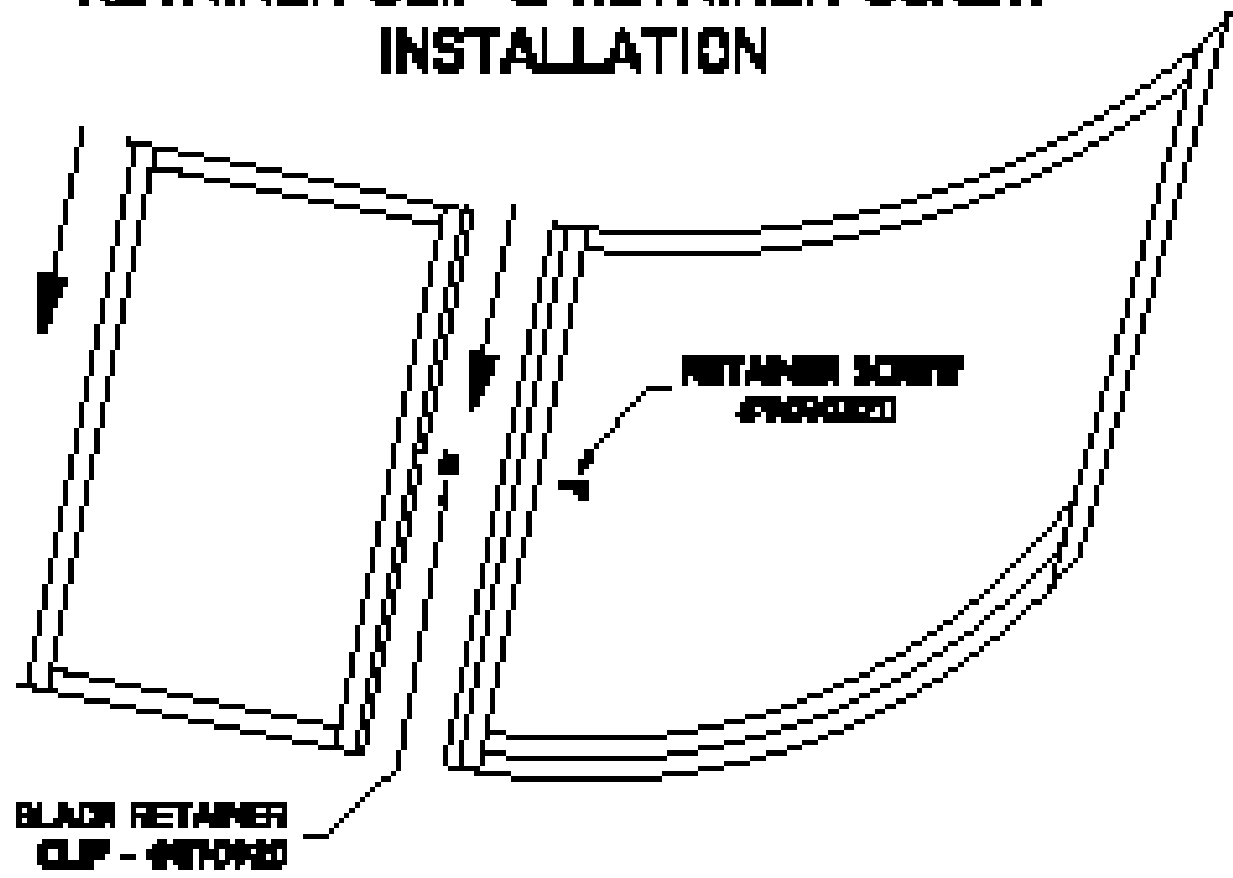
REV	DESCRIPTION	DATE	BY
-			
-			



TAYLOR MADE SYSTEMS NEW YORK	
MATERIAL:-	
DESC: WINDSHIELD	
EXTENSION	CODE:-
ENG: JAY	DATE: 08/12/08

REV	DESCRIPTION	DATE	BY
-			
-			

# RETAINER CLIP & RETAINER SCREW INSTALLATION



## TAKE THRU DOOR INSTALLATION SHEET

**TO ASSEMBLE DOOR INTO THE PORT FRONT PANEL:**

- 1. START BY UNSCREWING THE SCREEN AND THE BLACK RETAINER OUT OF THE PORT FRONT INBOARD BAR.**
- 2. INSERT THE BLACK RETAINER INTO THE PRE-FABRICATED SLOT ON THE DOOR'S HINGE PIECE. (RETAINER CAN ONLY FIT ONE WAY)**
- 3. HOLD THE RETAINER AND DOOR PANEL, SLIDE THE DOOR INTO THE PORT FRONT PANEL. REALIGN THE PRE-DRILLED HOLE IN THE RETAINER WITH THE PRE-DRILLED COUNTER BUNG HOLE IN THE PORT INBOARD BAR.**

**NOTE: WHEN SLIDING DOOR INTO PORT FRONT, BE CAREFUL NOT TO TEAR PRE-APPLIED HINGE PROTECTING TAPE.**

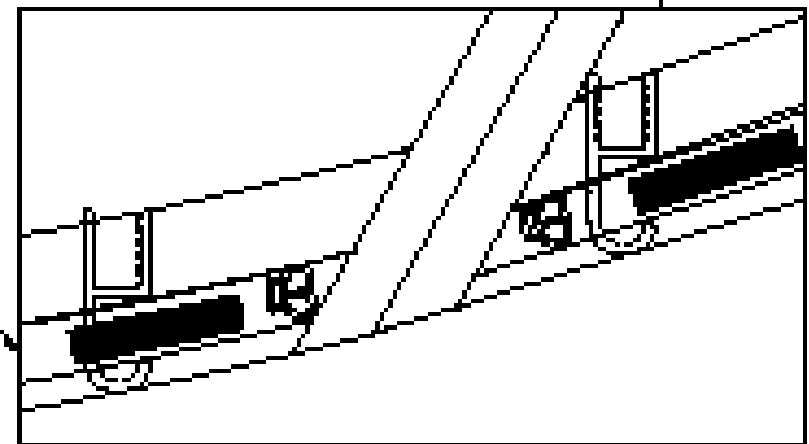
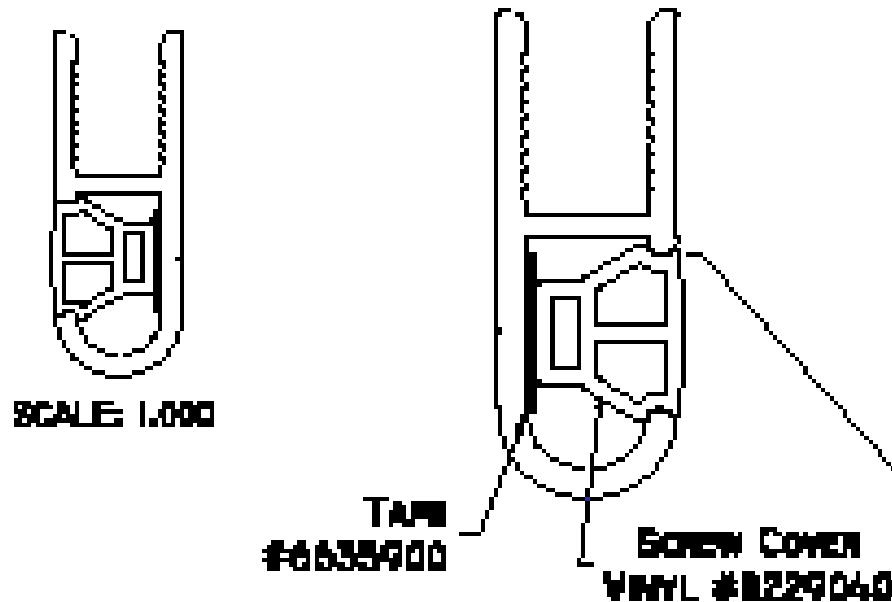
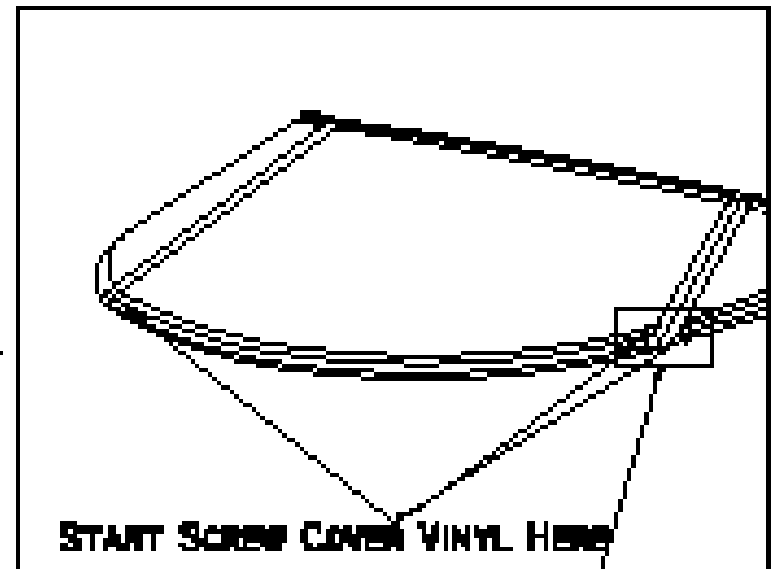
**4. INSTALL SCREEN AND TIGHTEN.**

<b>TAYLOR HINGE SYSTEMS NEW YORK</b>	
<b>NEW YORK REGION</b>	
<b>DOOR RETAINER CLIP INSTALLATION</b>	
<b>OPERATIONAL RECORD</b>	
<b>DATE</b>	<b>BY</b>

REV	DESCRIPTION	DATE	BY:
1	ISSUE BY NEW TAPE	10/20/97	BJT
-			

**TAYLOR MADE SYSTEMS INC., NY**  
**SCREEN COVER TAPE & VINYL INSTALLATION PROCEDURE**  
**PART # 8229040**  
**TYPICAL ALL WINDSHIELDS**

1. PEEL OFF BUBBLE OF TAPE (ALREADY MOUNTED)
2. CUT SCREEN COVER VINYL ENDS TO MATCH ANGLE OF VERTICALS.
3. PLACE ONE END OF VINYL INTO OPEN J-CHANNEL AND APPLY PRESSURE UNTIL VINYL SHAPS INTO PLACE.
4. Do NOT stretch vinyl!




<b>TAYLOR MADE SYSTEMS NEW YORK</b>	
<b>FOR ALL BEAT WINDSHIELD</b>	
<b>RE: TAPE &amp; VINYL INSTALLATION</b>	
<b>DATE: 10/20/97</b>	<b>CODE: -</b>
<b>BY: BJT</b>	<b>DET: BJT DAVENP</b>

REV	DESCRIPTION	DATE	BY:
-			
-			

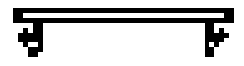
## WELDED GLAZING PARTS



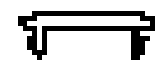
PART# 833790



PART# 833820



PART# 833950  
SCREW COVER



PART# 833950  
SCREW COVER

## SPORT CRUISER PARTS



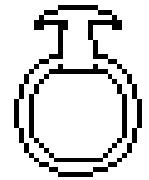
PART# 833470  
WIRE TRACK



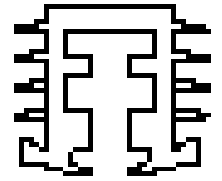
PART# 833320  
WIRE TRACK




PART# 833250  
WIRE TRACK



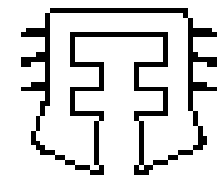
PART# 833940  
DOOR SEAL



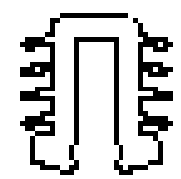
PART# 833930  
VERTICAL



PART# 833900  
TOP/BOTTOM



PART# 833950  
VERTICAL

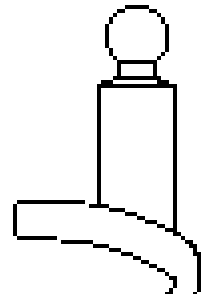


PART# 833990  
WING TOP/BOTTOM

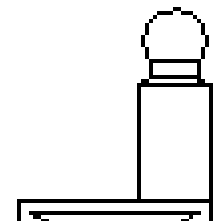
TAYLOR MADE SYSTEMS NEW YORK	
PART# -	
NAME: PARTS FOR SEA RAY BOAT	
ADDRESS: 1500 -	
PHONE:	FAX: 0412/390

# SPORT BOAT PARTS

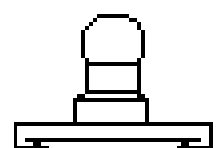
REV	DESCRIPTION	DATE	BY
-			
-			



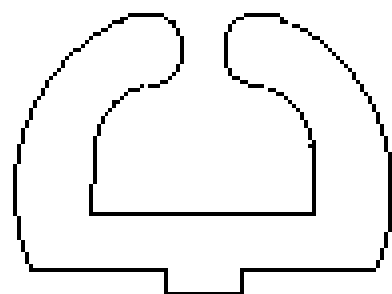
**PART# 1172270**  
**STANDOFF BUMPER**



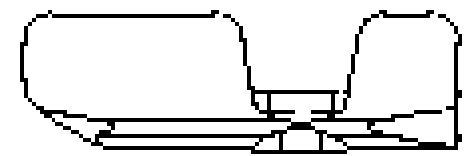
**PART# 4968960**  
**STANDOFF BUMPER**




**PART# 4968960**  
**STANDOFF BUMPER**




**PART# 1162620**  
**TURN LATCH**



**PART# 1169770**  
**TURN LATCH**



**PART# 1600640**  
**BUMPER**



**PART# 1600020**  
**BUMPER TIP**




**PART# 1629950**  
**OVERLAP FOAM**



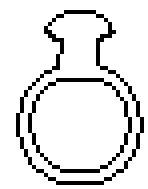
**PART# 1629920**  
**OVERLAP FOAM**



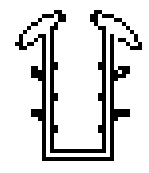
**PART# 6362010**  
**VERT. SEALING FOAM**



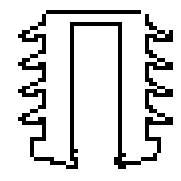
**PART# 1170920**  
**HINGE RETAINER**



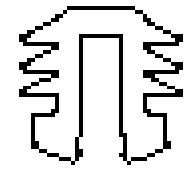
**PART# 8288020**  
**DOOR SEAL**



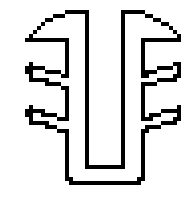
**PART# 8224000**  
**TOP/BOTTOM**



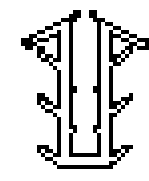
**PART# 8224940**  
**VERTICALS**



**PART# 8224960**  
**DOOR VERTICALS**



**PART# 8228510**  
**VERTICALS**



**PART# 8224890**  
**TOP & BOTTOM**

**MORE PARTS:**  
**DOOR SNAPS - 2804570**  
**LARGE MALE CATCH - 1162530**

<b>TAYLOR MADE SYSTEMS NEW YORK</b>	
<b>SOA:-</b>	
<b>DESC: SPORT BOAT PARTS</b>	
<b>DATE:06/23/99 CODE:-</b>	
<b>ENG:ESH</b>	<b>DET:ESH 06/24/99</b>

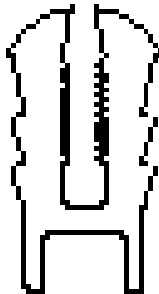
# STAINLESS STEEL

## SPORT BOATS

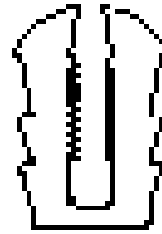
REV	DESCRIPTION	DATE	BY:
1			
2			



PART# 8360840  
SCREW COVER



PART# 8369900  
TOP TRIM

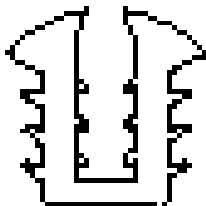


PART# 8369900  
VERTICALS




PART# 8369900  
BOTTOM TRIM

## SPORT YACHT ULTRA



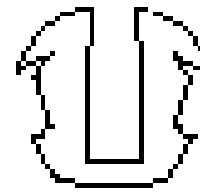
PART# 8389300  
VERTICALS




PART# 8359970  
TOP TRIM



PART# 8389900  
TOP TRIM

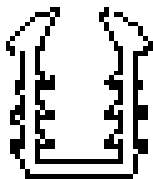


PART# 8389900  
BOTTOM TRIM

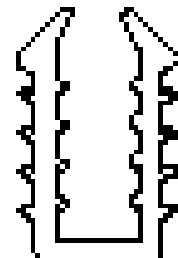


PART# 8380000  
SCREW COVER

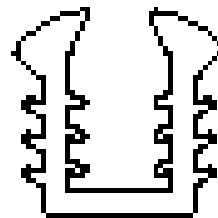
## 3/4" GLASS VINYL (940 ELITE)



PART# 8380100  
BOTTOM TRIM



PART# 8380100  
TOP TRIM



PART# 8380100  
VERTICALS

TAYLOR MADE SYSTEMS NEW YORK

NOTE:-  
ALL PARTS FOR SEA RAY BOAT  
CUSTOMERS ONLY.

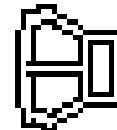
NEW YORK      NEW YORK OFFICE

REV.	DESCRIPTION	DATE	BY
-			
-			

# SCREW COVER GASKET

**CURRENT**

**NEW FOR  
2000 MODEL YEAR**



**PART# 1230040  
SCREW COVER**


—



**PART# 1230030  
SCREW COVER**

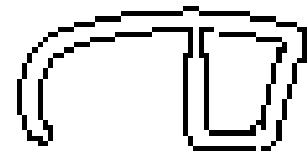
—

**(OBSOLETE)**




**PART# 1234910  
SCREW COVER**

—



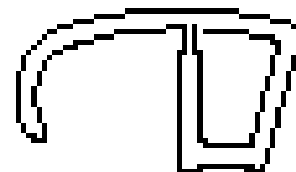
**PART# 1234930  
ALUMINUM SYSTEM  
SCREW COVER**

**(OBSOLETE)**



**PART# 1230020  
SCREW COVER**

—



**PART# 1234920  
STAINLESS SYSTEM  
SCREW COVER**

**TAYLOR MADE SYSTEMS- NEW YORK**

**MADE -**

**UNITED STATES OF AMERICA**

**COPYRIGHT © 1999 -**

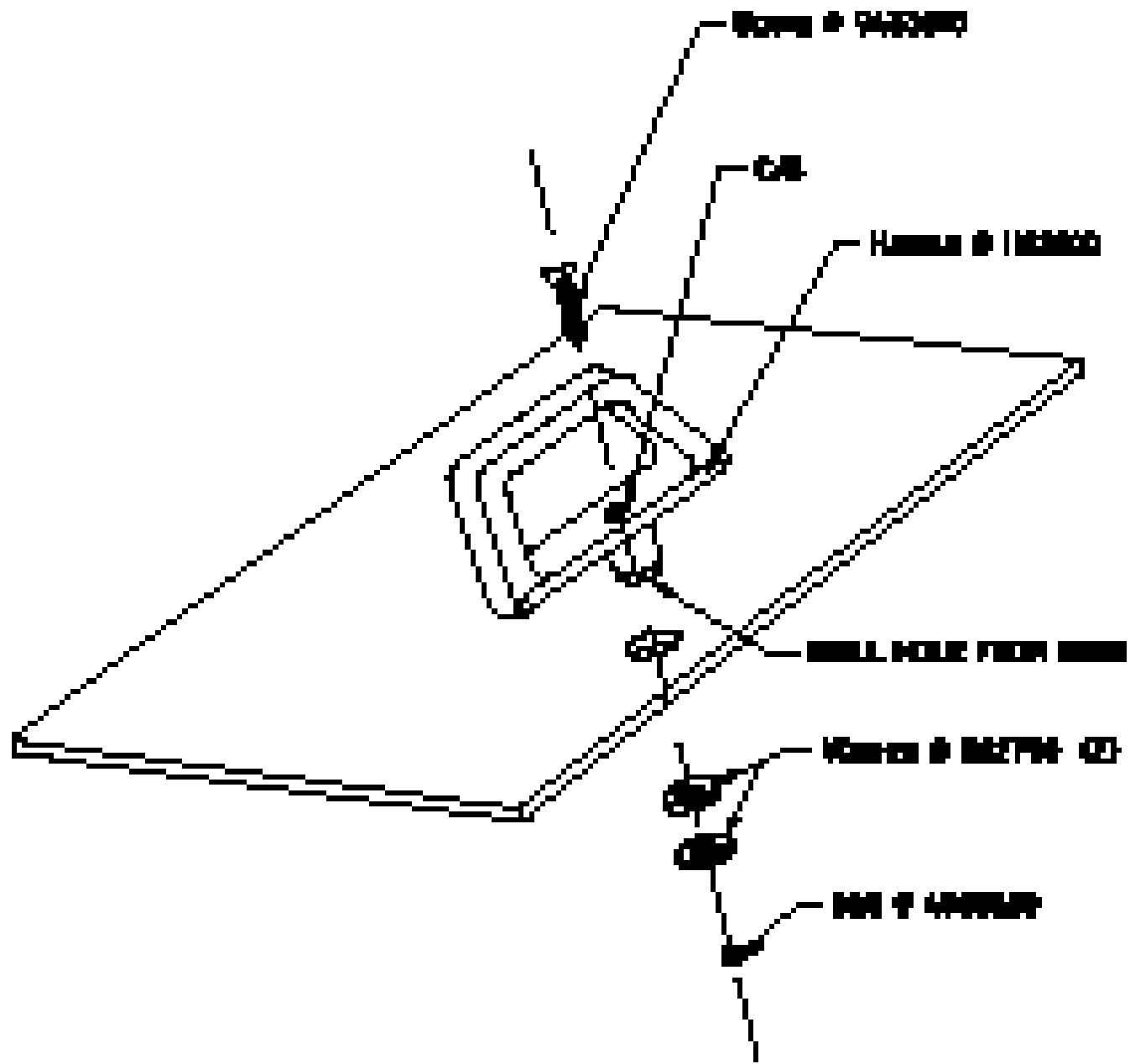
**UNITED STATES**

**OF AMERICA**



REV	DESCRIPTION	DATE	BY
-			
1			

# WING VENT HANDLE INSTALLATION



NOTE: HANDLE CHANNEL MUST BE DRILLED AND CA FOR SCREW #9423997 (3-24)

COPYING FROM THIS DOCUMENT IS PROHIBITED	
DATE:	
DESC: How To Install Wing Vent Handle	
ATTN: [REDACTED]	DATE:
FOR THE:	BY: [REDACTED]

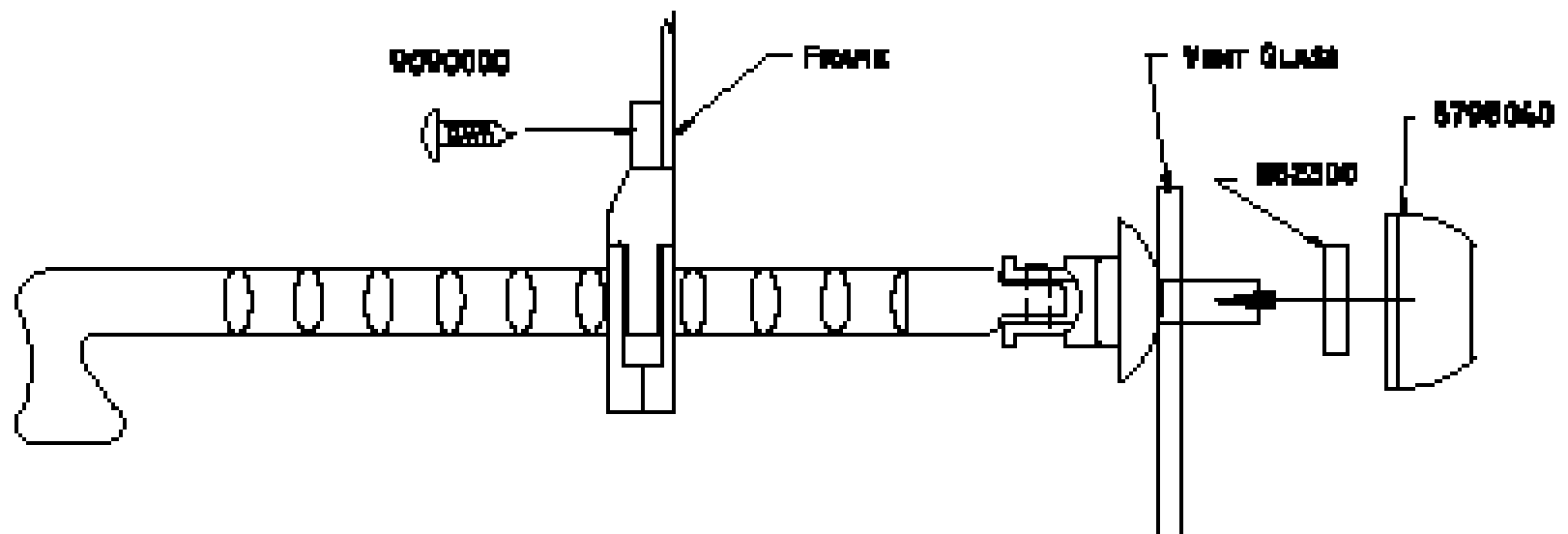


REV	DESCRIPTION	DATE	BY
-			
-			

## VENT ADJUSTER ARM INSTALLATION - Port Shown

1. INSERT MOUNTING POST THROUGH GLASS AN INSURE GLASS HAS 2000 WASHER ON POST AND FLUSH 5798040 CAP ON POST UNTIL ENG.
2. CLOSE VENT, POSITION VENT BASE AGAINST FRAME AND USE HOLES IN VENT BASE TO DRILL MOUNTING HOLES IN FRAME.
3. ATTACH VENT BASE TO FRAME WITH 2 99090000 SCREWS.

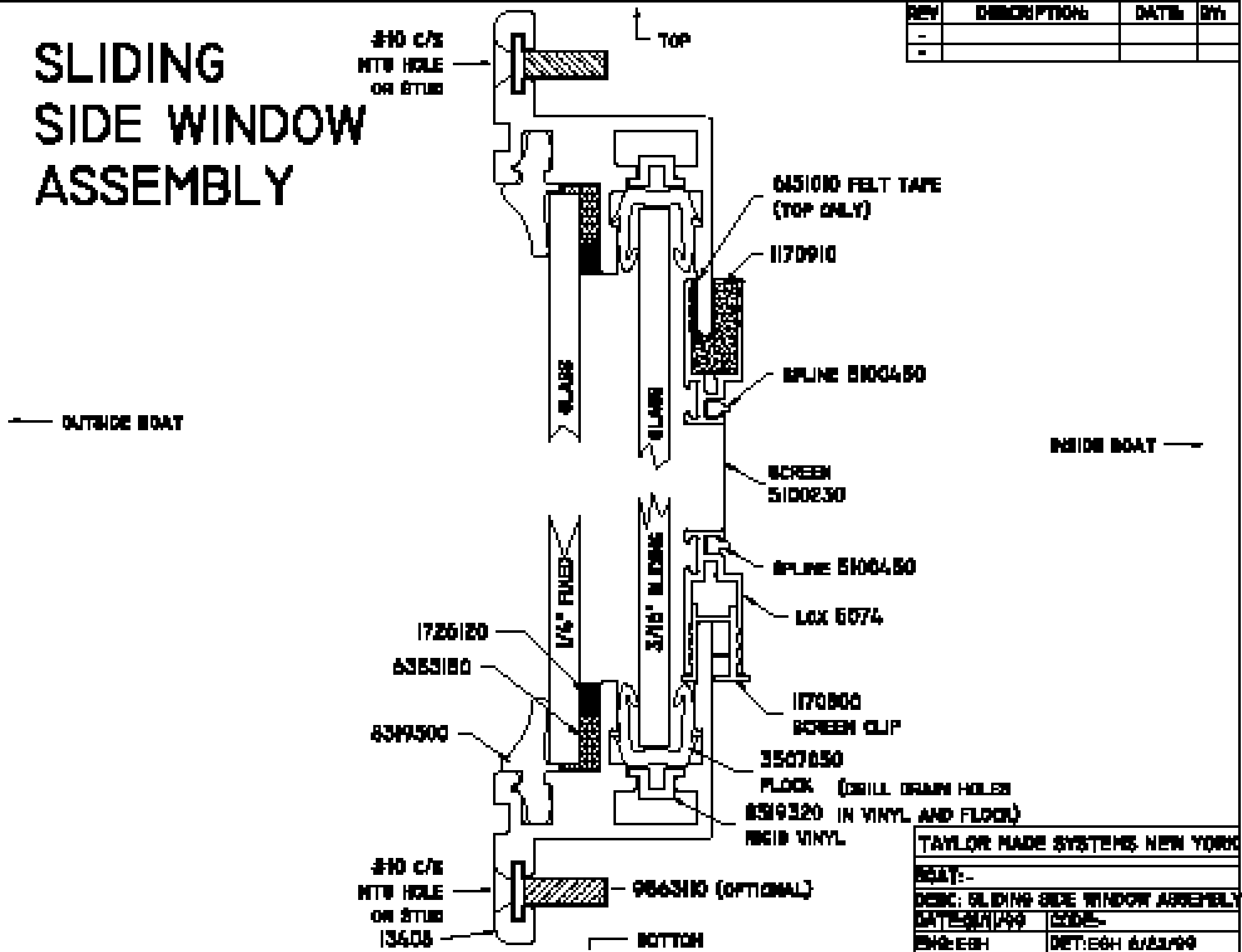
NOTES SHD REFERRED.



VENT ADJUSTER ARM  
PART # 3860200

TAYLOR MADE SYSTEMS NEW YORK	
DWT:-	
DESC: VENT ARM INSTALLATION	
DATE: 07/08/98	CODE:-
ENR: B	DATE: 08/11/99

# SLIDING SIDE WINDOW ASSEMBLY

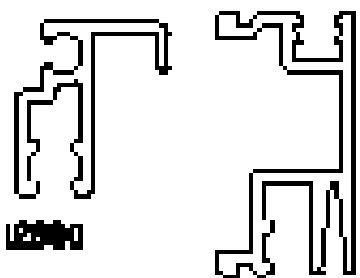


REV	DESCRIPTION	DATE	BY
-			
-			

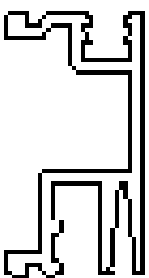
TAYLOR MADE SYSTEMS NEW YORK	
REVT:-	
DESC: SLIDING SIDE WINDOW ASSEMBLY	
DATE: 04/1/90	CODE:-
ENG: ESH	DET: ESH & 02/1/90

REV	DESCRIPTION	DATE	BY:
-			
-			

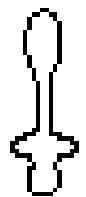
SCALE: E1



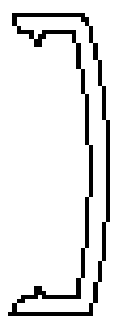
12890



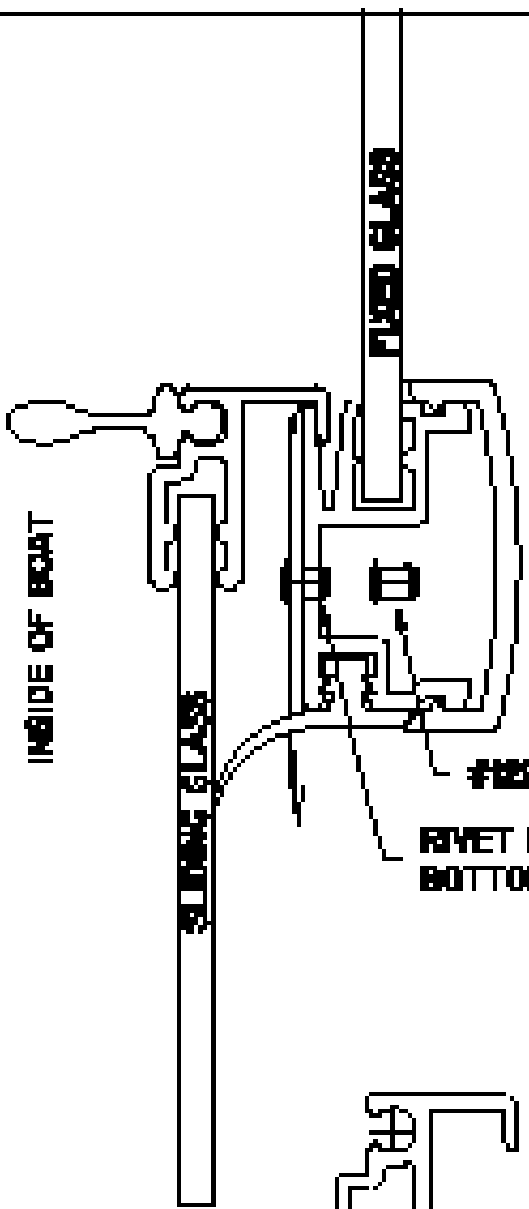
12879



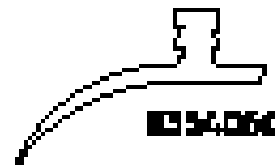
12878



12896



#1224760 RIVET



#1254060



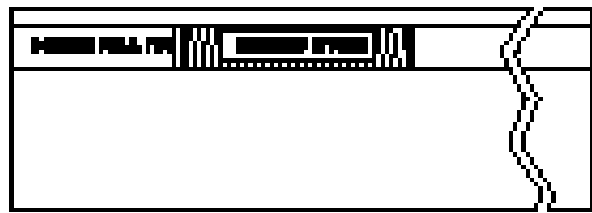
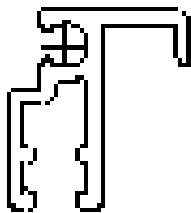
#1281130  
ROLLER PIN



SPRING

#1224760 RIVET

RIVET INTO TOP AND  
BOTTOM OF SLIDER FRAME.



TAYLOR MACHINE SYSTEMS NEW YORK

BOAT:-	
DESIGN LOCK BARS AND HANDLE	
DATE: 05/14/99	CODE:-
ENG: ECH	DWG: ECH 020499

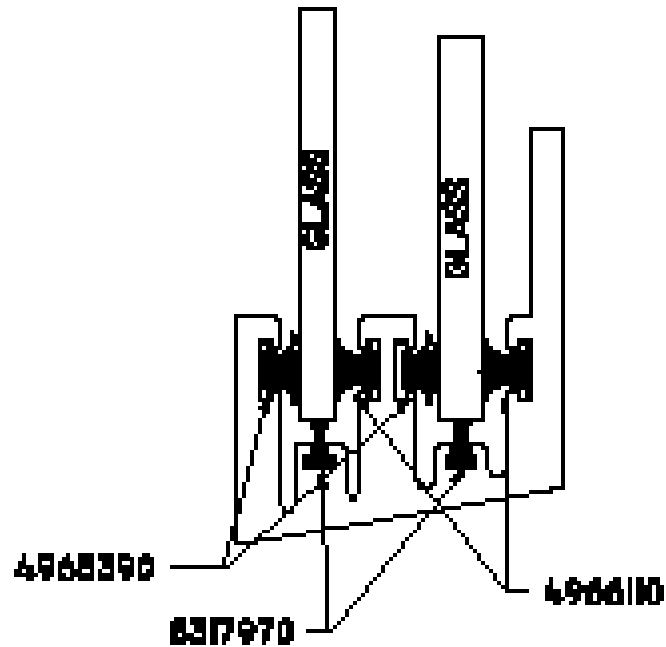
# WELDED UNITS

REV	DESCRIPTION	DATE	BY:
-			
-			

**I** 637970 RIGID VINYL

**4965390** SCHLEGAL

**4966110** SCHLEGAL



TAYLOR MADE SYSTEMS NEW YORK

SOFT:-

DESC: PARTS FOR BLINDS UNIT

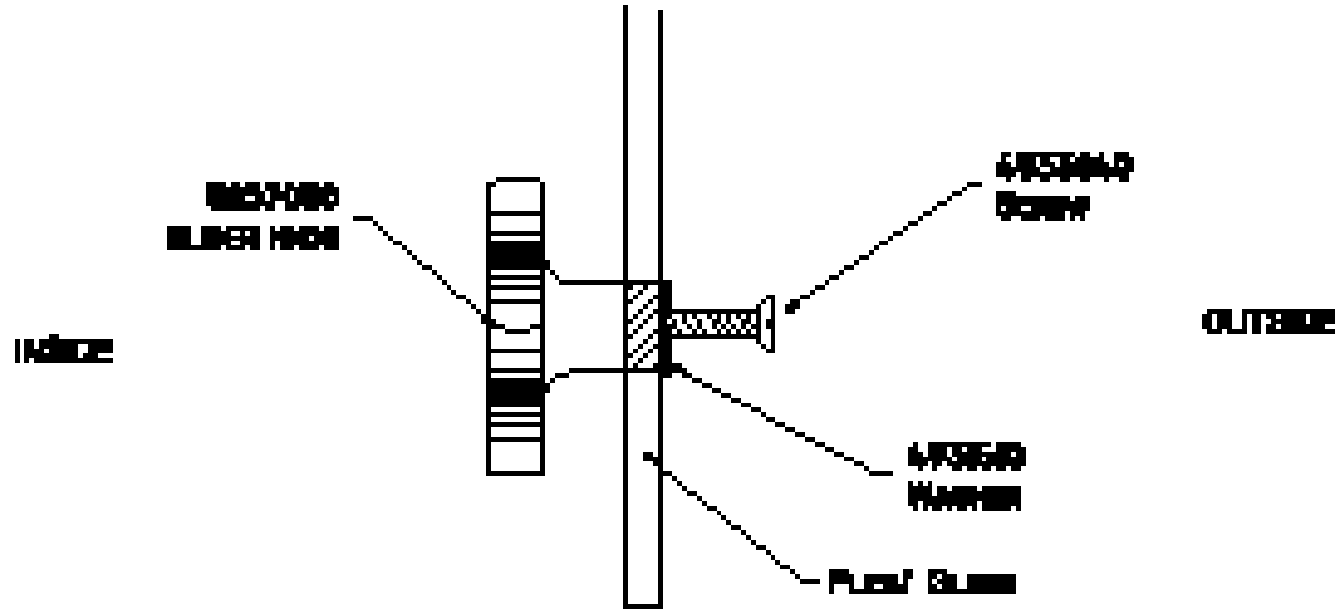
DATE:06/22/99 CODE:-

ENG:ESH

DET:ESH 06/22/99

# EXTRA WELDED

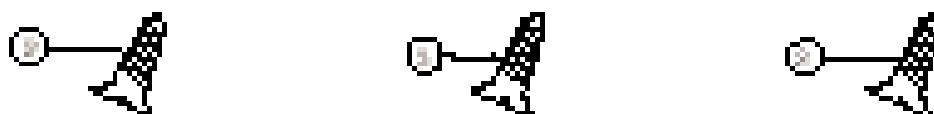
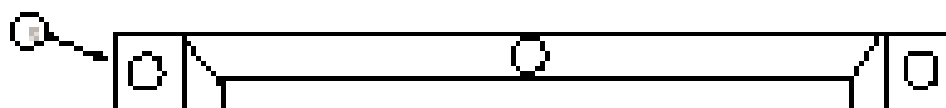
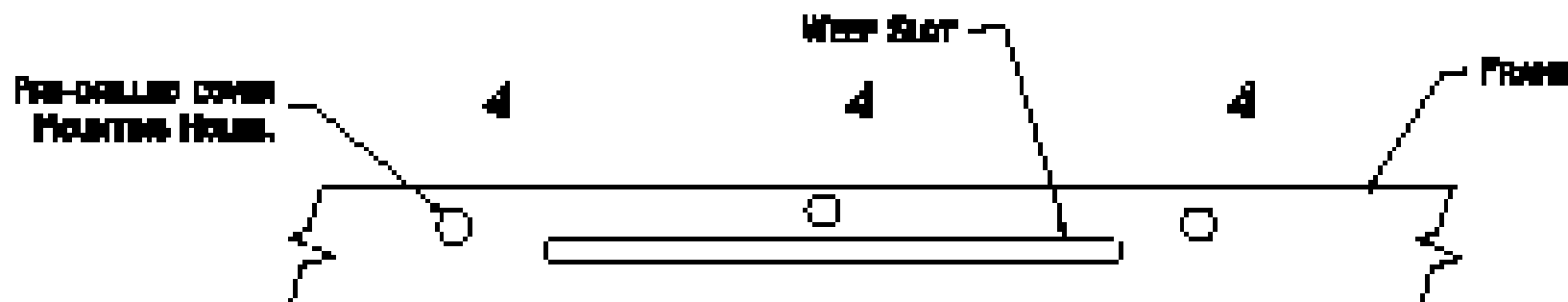
REV	DESCRIPTION	DATE	BY
-			
-			



TAYLOR MADE SYSTEMS NINE YEARS	
NAME:-	
DATE: WELDED	WELDED
CATERING/CLIPP	CLIPP-
WELDED	WELDED

# WEEP SLOT COVERS

REV	DESCRIPTION	DATE	BY
-			
1			



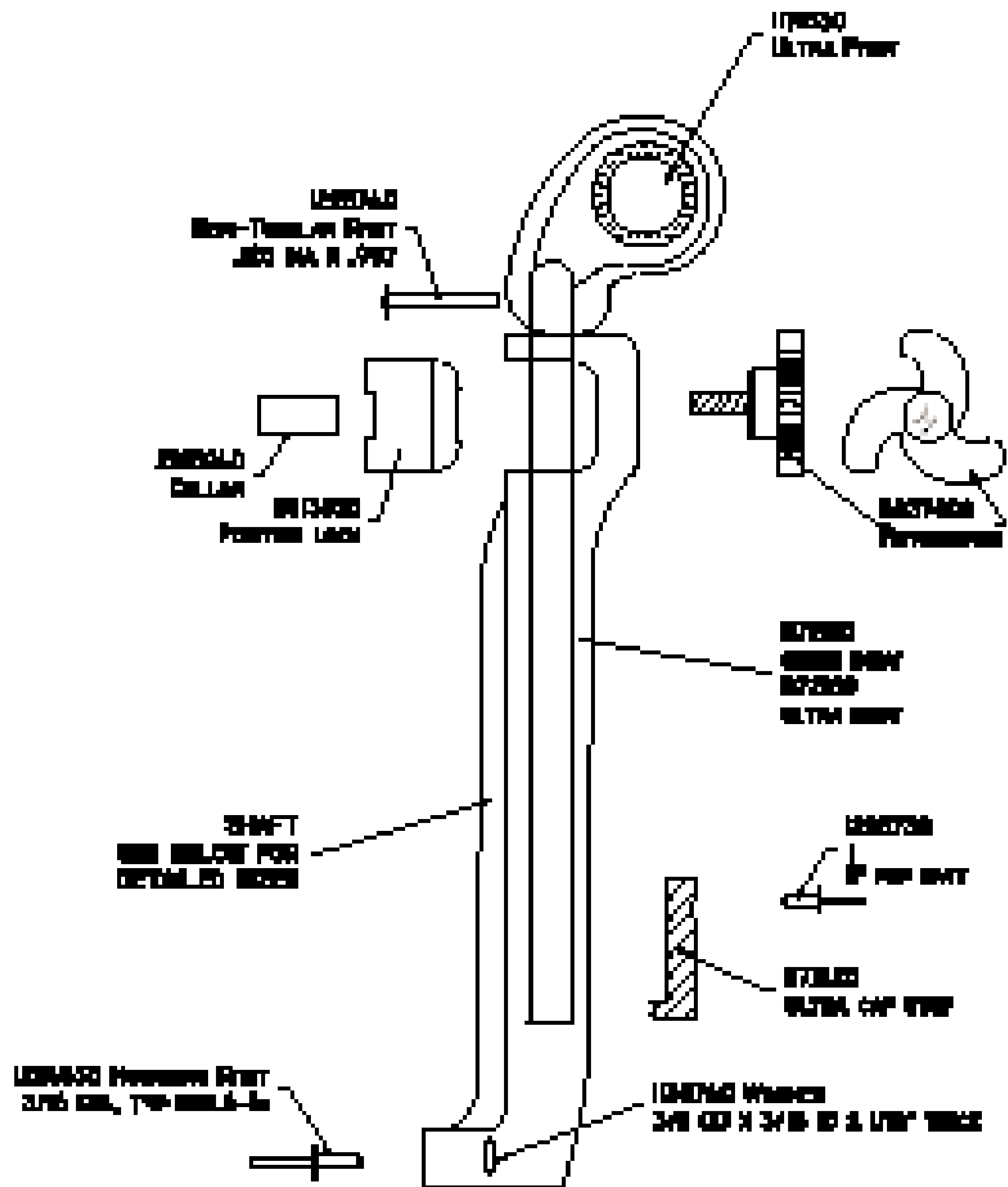
**NOTES:**

- 1) #10-32x1/2 (BLACK) OR #10-32x1/2 (SILVER) OR #10-32770 (MINI) WEEP COVER.
- 2) #4-40x1/2 (BLACK) P.H. SELF TAPPING SCREW.
- 3) #4-40x1/2 (SILVER) P.H. SELF TAPPING SCREW.

<b>TAYLOR MADE SYSTEMS NEW YORK</b>	
MAIL: SPERRY TACHTS	
DOOR/JAMB SLOT COVER INSTALLATION	
DATE: 10/19/10	BY: [Signature]
DESIGNER: [Signature]	BY: [Signature]



REV	DESCRIPTION	DATE	BY
1			
2			



SHAFT  
SEE BELOW FOR  
DETAILS VIEW

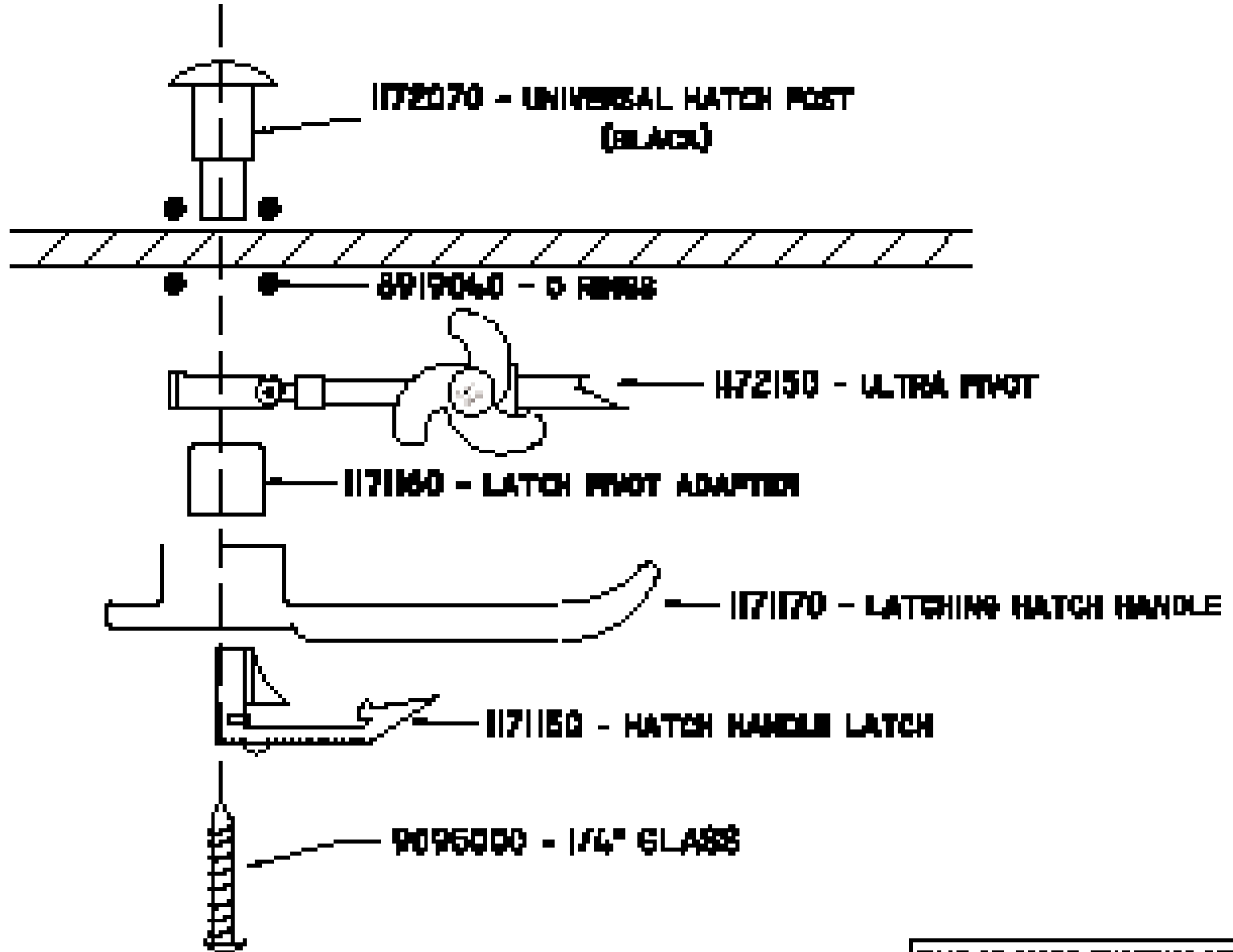
100000 WORM END  
3/16 DIA, 1/2\"/>

100000 WORM  
3/16 OD X 3/16 ID X 1/2\"/>

- SHAFT SIZE:
- 1000-00-00000 - 1/2"
  - 1717-00-00000 - 3/4"
  - 1000-00-00000 - 1"
  - 2000-00-00000 - 1 1/2"

TAYLOR HOBBS SYSTEMS NEW YORK	
DATE -	
DRAWN BY -	
CHECKED BY -	
DATE 5	APPROVED

REV	DESCRIPTION	DATE	BY
-			
=			



TAYLOR MADE SYSTEMS NEW YORK	
REV: -	
DESC: HATCH ASY AND HANDLE COMB.	
DATE: 08/27/97	CODE: -
DATE:	DESIGN: 08/28/99

# Back Sponge Rubber + Retaining Button



Part Number 835500



Part Number 835400



Retaining Button	
Clear	Part Number 7093
Back	Part Number 7098
Washer	Part Number 3377
Rivet	Part Number 22482

DESCRIPTION: LATCH ASSEMBLY

DETAILED BY: EGH 05/22/99

CODE: -

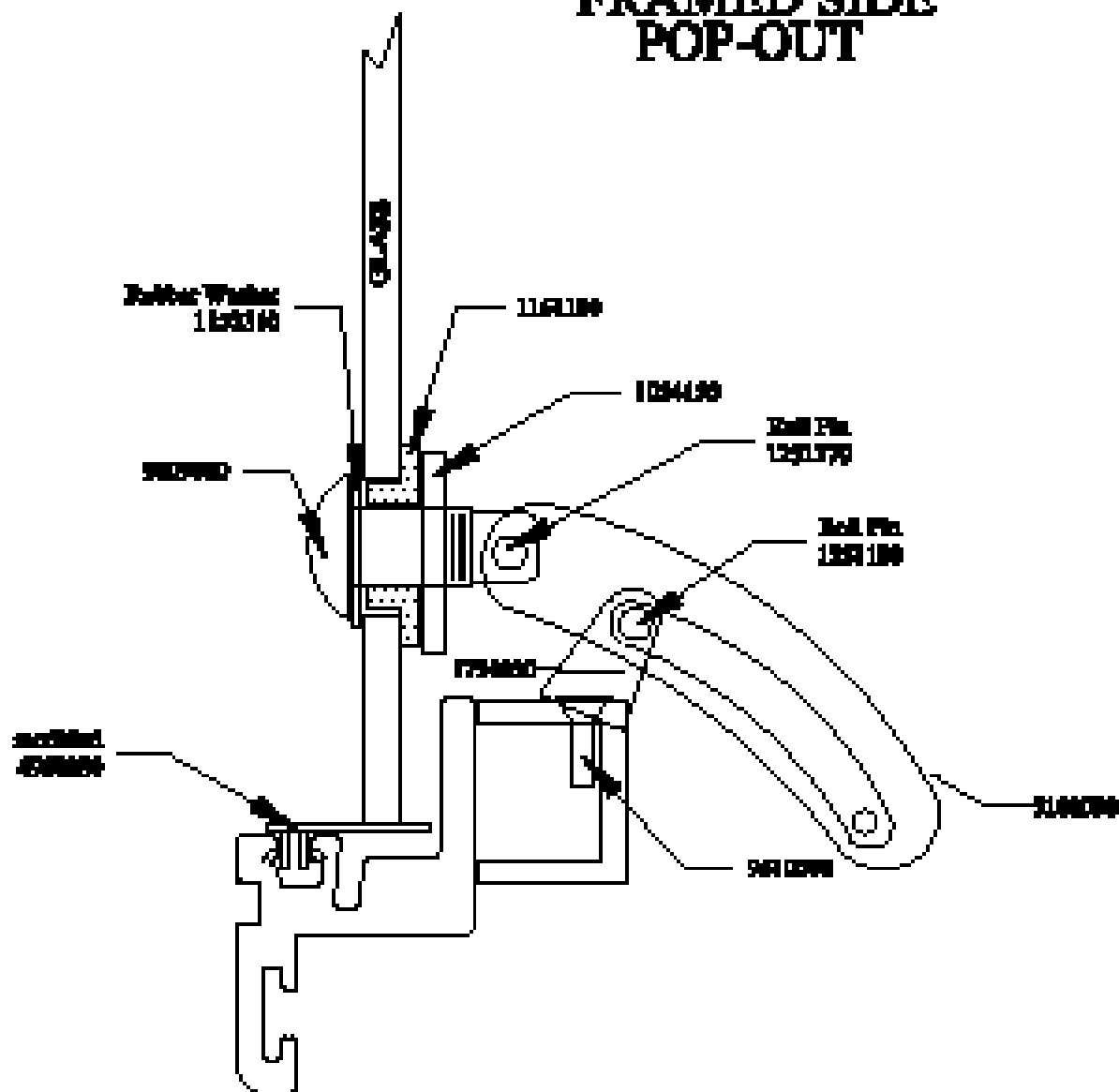
MODEL: SPORT YACHTS

DATE: 03/09/99

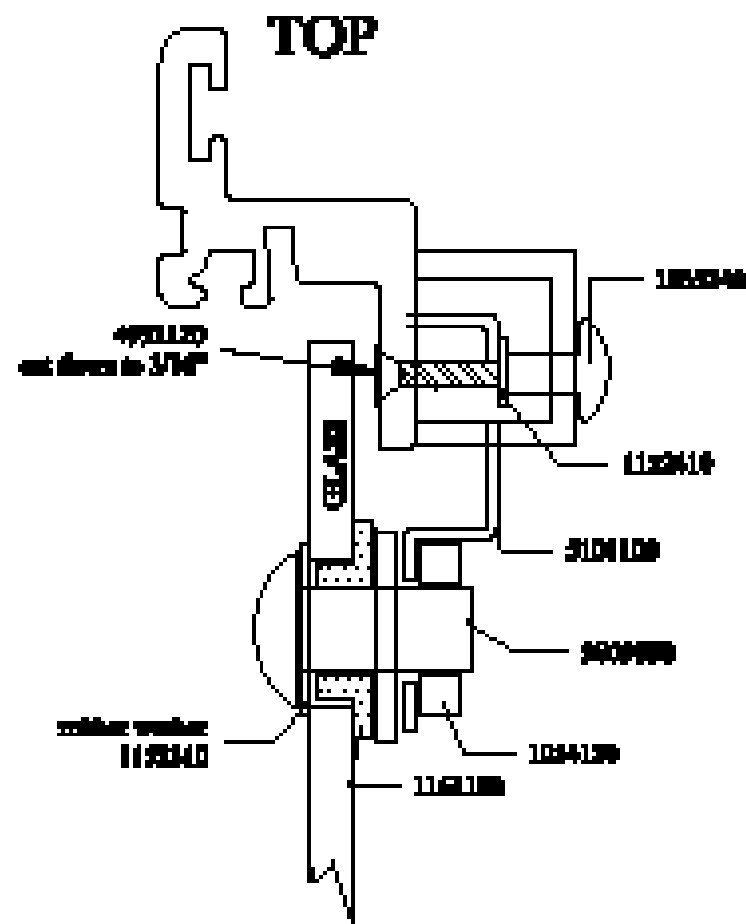
BY: TAY

REV:

# "FRAMED SIDE" POP-OUT

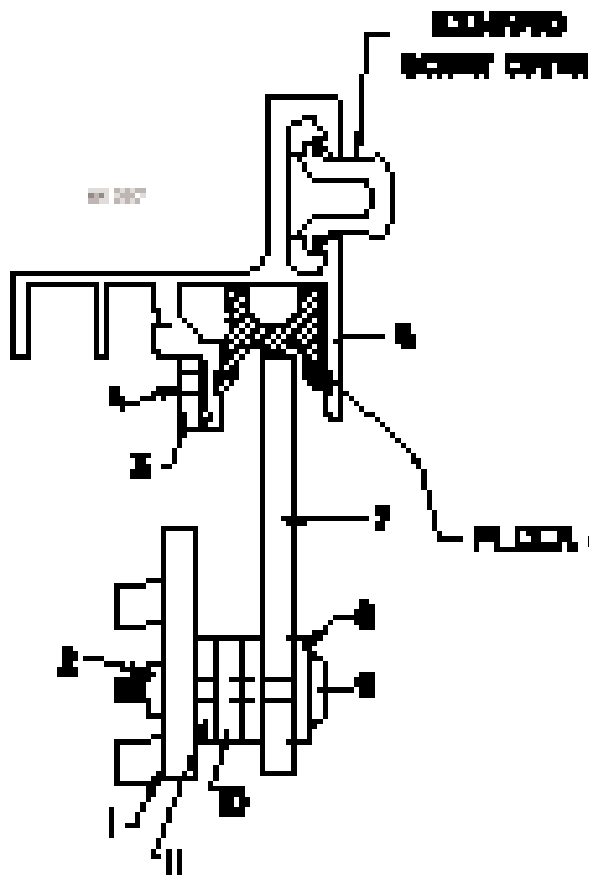


**BOTTOM**



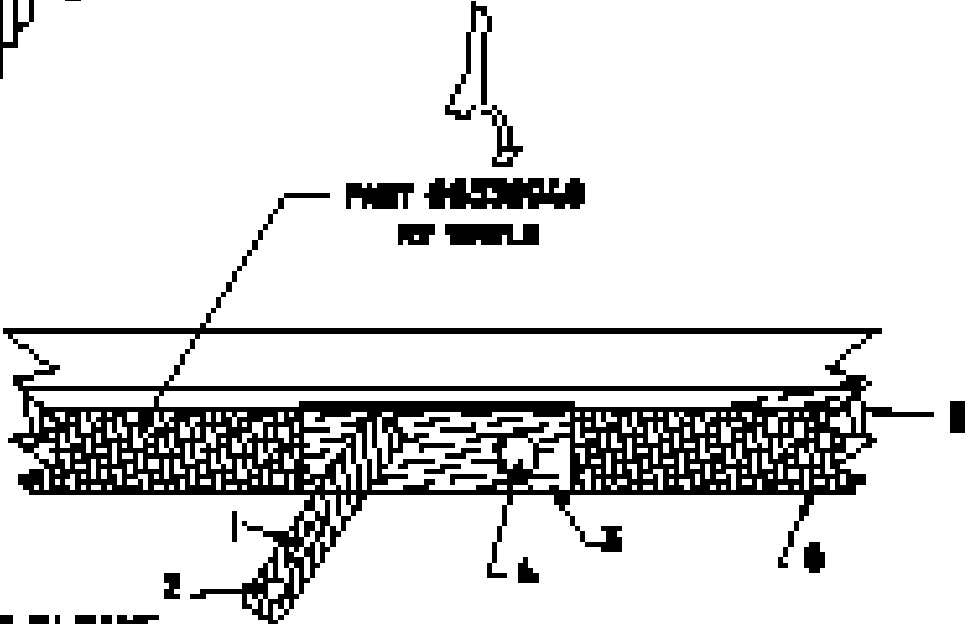
**TOP**

REV	DESCRIPTION	DATE	BY
1			
2			



QTY	DESCRIPTION	PART #
1	LATCH	1720000
2	NUT	1600000
3	BUTTON	1600000
4	WASHER	1600000
5	BOLT	
6	GLAZING VINYL	1600000
7	GLAZING FLANGES	
8	WASHER	1600000
9	BOLT	1600000
10	WASHER CO WASH	1600000
11	PLASTIC SLUVE (ASSEMB)	1600000

**WELD GLAZING VINYL AT JOINTS**

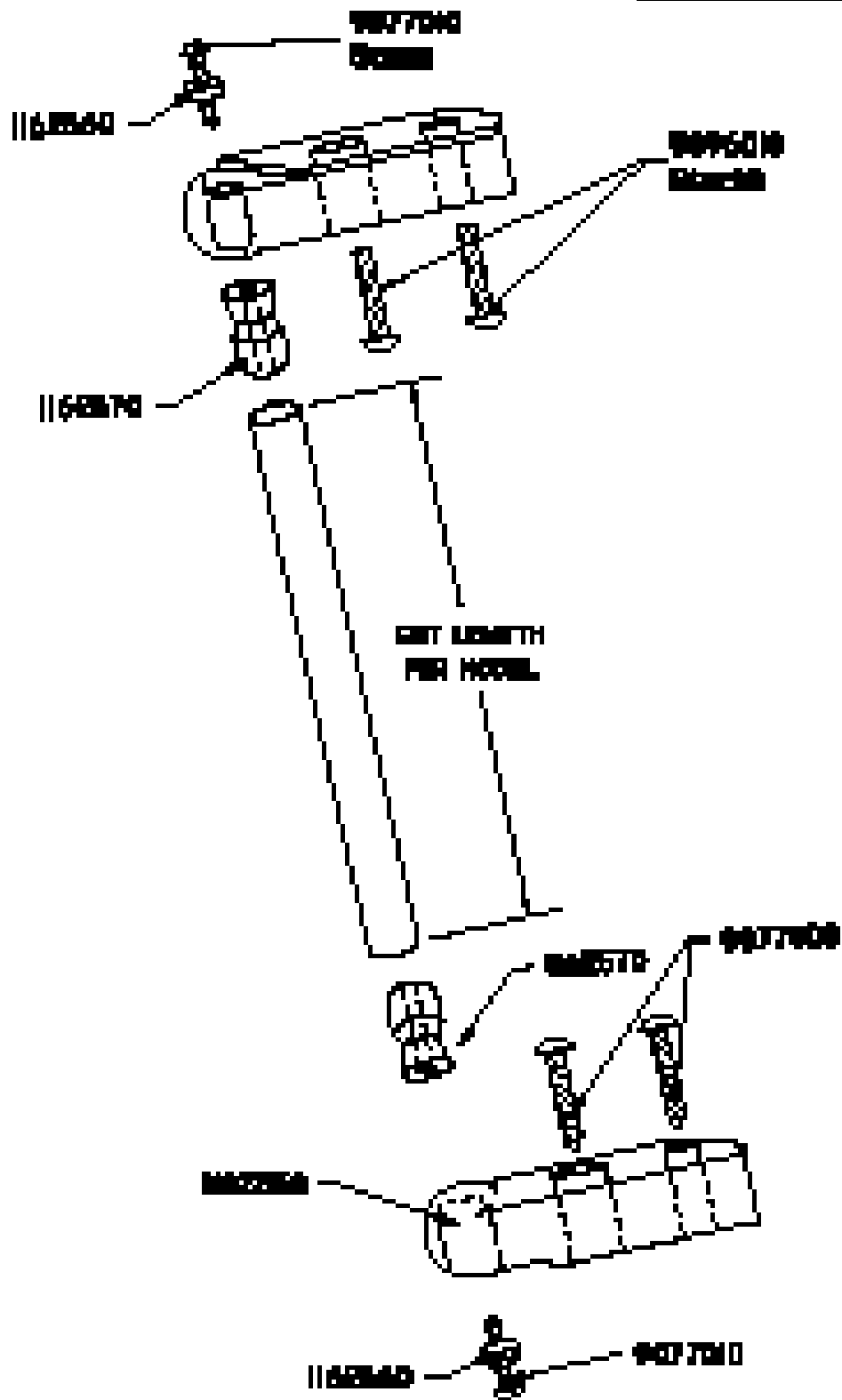


**LOCK POINTS IN SAME DIRECTION THAT SLIDER OPENS (SEE ENCL. VIEW OF INSIDE)**

**MOUNT LOCK ON FLANGES FIRST TO DETERMINE POSITION OF BUTTONS DRILL 1/8" HOLE FOR NUT**

TAYLOR HOME SYSTEMS NEW YORK  
 1000 ROUTE 90  
 NEW YORK, NY 10018  
 (212) 490-1000

REV	DESCRIPTION	DATE	BY
-			
-			

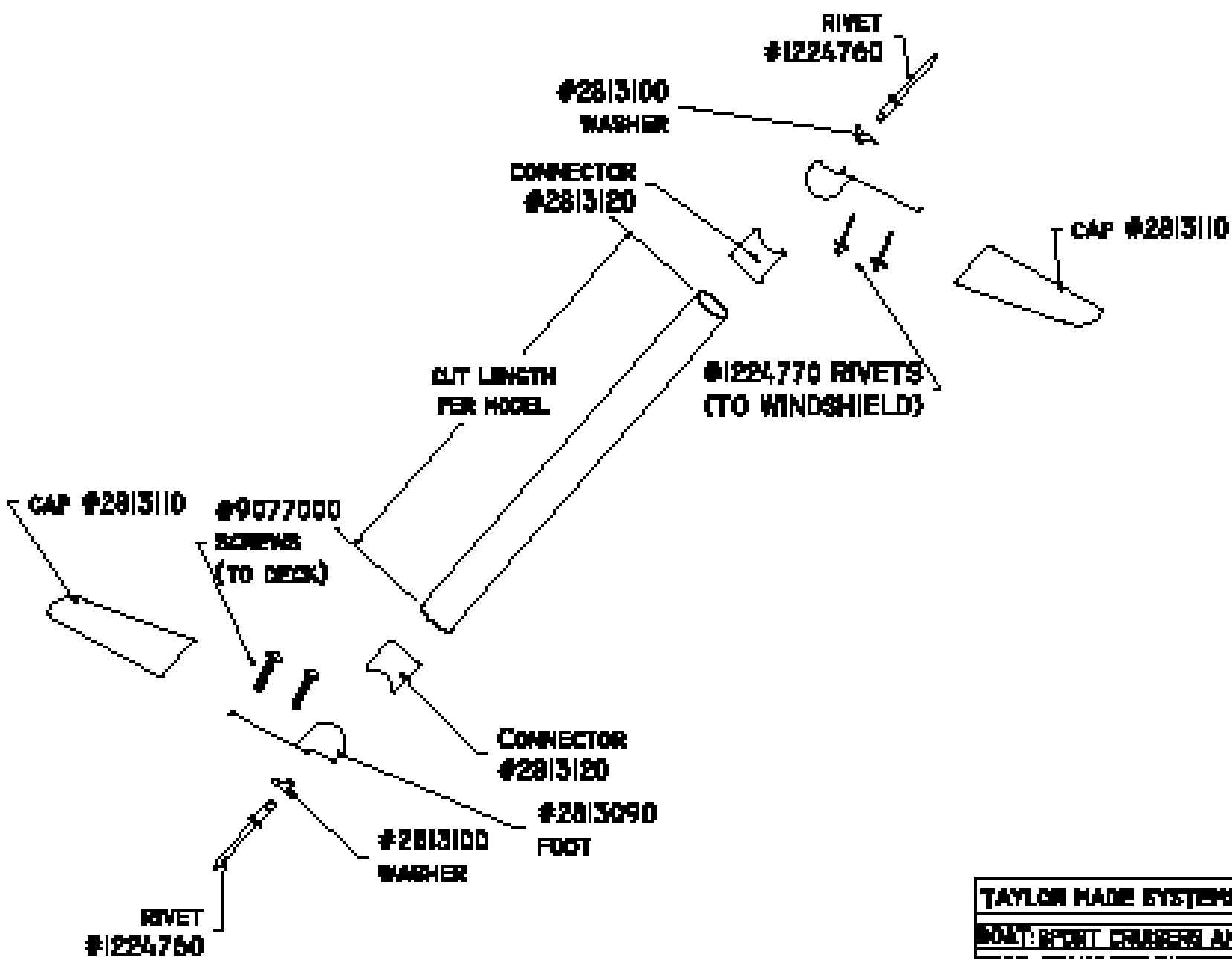


**TAYLOR MADE SYSTEM NEW TOWER**

REV: -	
DESC: TOWER SUPPORT BAY	
DATE: 01/01/2017	ENG: -
REV: 15	DATE: 01/01/2017



REV	DESCRIPTION	DATE	BY
-			
-			



TAYLOR MADE SYSTEMS NEW YORK	
BOAT: SPORT CRUISERS AND YACHTS	
DESC: STAINLESS SUPPORT TUBE	
DATE: 07/30/85	CODE: -
ENG: B & AF	DESIGN: DS/DL/00

SUPPORT BAR ASSEMBLY PARTS

# DOOR LOCKS

PART	DESCRIPTION	QTY	UNIT
-			
-			

**PART # 5100320 - LOCKS DOOR IN OPEN POSITION.  
(PLACED ON BOTTOM INTERLOCKED PIECE OF SLIDING PANEL)**

**PART #5101210 - STANDARD LOCK FOR OX, HIP, AND BULKHEAD DOORS  
(PLACED ON SLIDING LOCK TRIM VERTICAL)**

**PART #5100300 - STANDARD LOCK FOR OX DOORS.  
(PLACED ON SLIDING LOCK TRIM VERTICAL)**

**PART #5101780 - STANDARD LOCK FOR STAINLESS OX DOORS.  
(PLACED ON SLIDING LOCK TRIM VERTICAL)**

**FOOT LATCH - LOCKS DOOR IN OPEN POSITION.  
\*\*\*\* NOTE: IS REPLACING PART #5100320\*\*\*\*  
(PLACED ON BOTTOM INTERLOCKED PIECE OF SLIDING PANEL)**

**PART # 5101150 RIGHT HAND LATCH**

**PART # 5101160 LEFT HAND LATCH**

**PART # 1187310 SHOULDER WASHER (LEFT OR RIGHT)**

**PART # 1165100 NYLON WASHER (LEFT OR RIGHT)**

**PART # 5765200 VINYL CAP (LEFT OR RIGHT)**

**PART #9809050 SCREW (LEFT OR RIGHT)**

<b>TAYLOR MADE SYSTEMS NEW YORK</b>	
<b>MODEL -</b>	
<b>MODEL DOOR LOCK PART NUMBER</b>	
<b>PART NUMBER</b>	<b>QTY</b>
<b>DESCRIPTION</b>	<b>DESCRIPTION</b>

## TAYLOR MADE SYSTEMS SALES OFFICES

- NEW YORK** 93 South Boulevard, Gloversville, NY 12078  
Tel: 518-773-0636 Fax: 518-773-2919  
Andy Coco acoco@taylormadesystems.com
- FLORIDA** 2750 Kansas Street, Oviedo, FL 32765  
Tel: 518-339-8101 Fax: 407-366-6864  
Rob Luxon rluxon@taylormadesystems.com
- GEORGIA** 4705 Hummingbird Lane, Valdosta, GA 31602  
Tel: 941-720-3438  
Alex Clark aclark@taylormadesystems.com
- INDIANA** 1101 Stonebraker Drive, Kendallville, IN 46755  
Tel: 941-713-1635 Fax: 260-347-4618  
Dan Serafini dserafini@taylormadesystems.com
- MINNESOTA** 903 Lilac Lane, Little Falls, MN 56345  
Tel: 320-630-6282  
Doug Bednarek dbednarek@taylormadesystems.com
- TENNESSEE** 924 Hopper Lane, Knoxville, TN 37932  
Tel: 518-339-5935 Fax: 865-966-6296  
Don Puckett dpuckett@taylormadesystems.com
- UNITED KINGDOM** **TREND MARINE PRODUCTS LIMITED**  
Catfield, Gt. Yarmouth, Norfolk NR29 5BG, UK  
Tel: +44(0)1692 581307 Fax: +44(0)1692 582993  
Jeremy Usher jeremy@trendmarine.com
- US Sales Office**  
93 South Boulevard, Gloversville, NY 12078  
Tel: 518-773-0636 Fax: 518-773-4604  
Nick Riska nriska@taylormadesystems.com
- IRELAND** **TAYLOR MADE GLASS & SYSTEMS, LTD.**  
Templemore, County Tipperary, Ireland  
Tel: 353-504-31411 Fax: 353-504-31986  
Eric Wagner ewagner@taylormadesystems.com

### TAYLOR MADE SYSTEMS

**Head Office — New York Facility**  
93 South Boulevard, Gloversville, NY 12078  
Tel: 518-773-0636 Fax: 518-773-2919

#### Bradenton Facility

1900 47th Terrace East, Bradenton, FL 34203  
Tel: 941-747-1900 Fax: 941-749-5000

#### Indiana Facility

1101 Stonebraker Drive, Kendallville, IN 46755  
Tel: 260-347-1368 Fax: 260-347-4618

### AMERITEX FABRIC SYSTEMS

1900 47th Terrace East, Bradenton, FL 34203  
Tel: 941-747-1900 Fax: 941-749-5000

### TAYLOR MADE GLASS SYSTEMS

**Ohio Facility**  
407 N. Maple Street, Payne, OH 45880  
Tel: 419-263-2313 Fax: 419-263-2661

#### Indiana Facility

1101 Stonebraker Drive, Kendallville, IN 46755  
Tel: 260-347-1368 Fax: 260-347-4618

### TAYLOR MADE GLASS & SYSTEMS

Templemore, County Tipperary, Ireland  
Tel: 353-504-31411 Fax: 353-504-31986

### TAYLOR MADE SYSTEMS PACIFIC

**Auckland Facility**  
35 Roscommon Road, Papatoetoe, Auckland, New Zealand  
Tel: 0064-9-278-9816 Fax: 0064-9-277-6771

#### Brisbane Facility

43 Randall Street, Slacks Creek, Brisbane, 4124, Queensland, Australia  
Tel: 0061-7-3808-1513 Fax: 0061-7-3808-5025

### TREND MARINE PRODUCTS LIMITED

Catfield, Gt. Yarmouth, Norfolk NR29 5BG, UK  
Tel: +44(0)1692 581307 Fax: +44(0)1692 582993



**Taylor Made**  
**SYSTEMS®**

Taylor Made Systems  
Taylor Made Group, LLC  
93 South Blvd.  
Gloversville, NY 12078

Tel: 518-773-0636  
Fax: 518-773-2919  
www.taylormadesystems.com



**THE**  
**TAYLOR MADE**  
**GROUP™**

**TAYLOR MADE GROUP, LLC**  
Gloversville, New York  
www.taylormadegroup.com  
Tel: 518-725-0681

**TAYLOR MADE PRODUCTS**  
*Marine aftermarket products & services*  
Gloversville, New York  
www.taylormadeproducts.com  
Tel: 518-773-9400

**TAYLOR MADE SYSTEMS & WATER BONNET**  
*Marine glazing systems*  
Gloversville, New York  
Kendallville, Indiana • Bradenton, Florida  
www.taylormadesystems.com  
Tel: 518-773-0636

**AMERITEX FABRIC SYSTEMS**  
*Engineered fabric enclosures*  
Bradenton, Florida  
www.ameritexfabrics.com  
Tel: 941-747-1900

**TAYLOR MADE GLASS SYSTEMS**  
**TAYLOR MADE GLASS OHIO, LLC**  
*Custom engineered glass and window systems*  
Payne, Ohio • Kendallville, Indiana  
www.taylormadeglass.com  
Tel: 419-263-2313

**TAYLOR MADE GLASS & SYSTEMS, LTD.**  
*Curved & tempered glass*  
Templemore, County Tipperary, Ireland  
www.taylormadeglass.com/templemore  
Tel: 353-504-31411

**TREND MARINE PRODUCTS, LTD.**  
*Windshield, door & roof systems*  
Catfield, Great Yarmouth, United Kingdom  
www.trendmarine.com  
Tel: +44(0)1692 581307

**TAYLOR MADE SYSTEMS PACIFIC**  
*Marine glazing systems*  
Auckland facility:  
Papatoetoe, Auckland, New Zealand  
www.taylormarine.co.nz  
Tel: 0064-9-278-9816

Brisbane facility:  
Brisbane, Queensland, Australia  
www.taylormadesystems.com.au  
Tel: 0061-7-3808-1513

**TAYLOR MADE CUSTOM PRODUCTS**  
*Custom & retractable awnings*  
Gloversville, New York  
www.taylormadecustomproducts.com  
Tel: 518-725-2624

*Over 100 years of service & innovation*  
**www.taylormadegroup.com**

Taylor★Made®, Taylor Made Systems®, The Taylor Made Group™ and product names, as indicated, are trademarks or registered trademarks of Taylor Made Group, LLC in the United States and in other countries. Other product names are the trademarks or registered trademarks of their respective owners.

©2011 Taylor Made Group, LLC